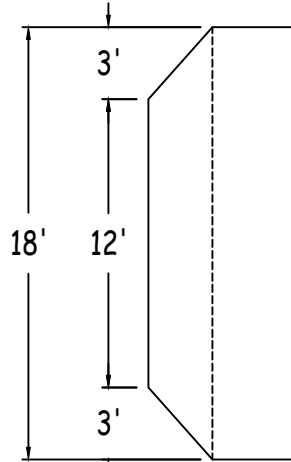
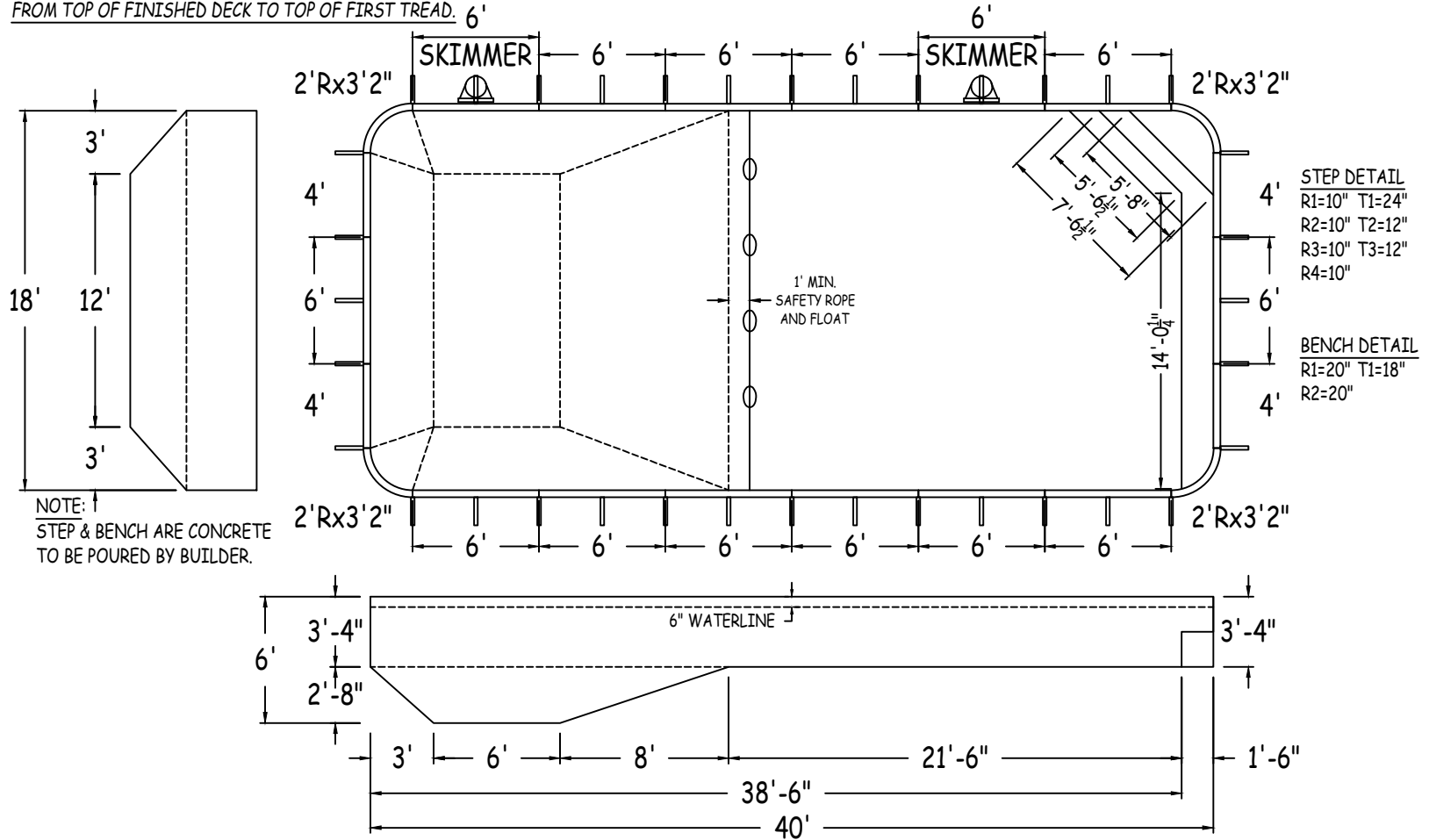


IN ACCORDANCE WITH ANSI/APSP/ICC-5 2011, THE INSTALLER IS RESPONSIBLE FOR PLACING ONE SKIMMER FOR EVERY 800 SQUARE FEET OF SURFACE AREA AND ONE RETURN FOR EVERY 300 SQUARE FEET OF SURFACE AREA.

STEP RISERS MUST NOT EXCEED A MAXIMUM HEIGHT OF 12".
 THE TOP RISER MUST NOT EXCEED A MAXIMUM HEIGHT OF 12"
 FROM TOP OF FINISHED DECK TO TOP OF FIRST TREAD. 6'



NOTE: ↑
 STEP & BENCH ARE CONCRETE
 TO BE POURED BY BUILDER.

STEP DETAIL
 R1=10" T1=24"
 R2=10" T2=12"
 R3=10" T3=12"
 R4=10"
 BENCH DETAIL
 R1=20" T1=18"
 R2=20"



GRAPHX
POOL SYSTEMS

RECTANGLE 2FT RAD 18-0 x 40-0

42" FIXED POLYMER PANELS
 DWG#: 2022-PPL-04818
 KIT#: CUSTOMKIT

PERIMETER:	112'-7"	VOLUME (US Gal):	20000
SURFACE (ft²):	717	VOLUME (Liters):	75700
LINER (ft²):	693	DATE:	2/1/2022
		DSR:	
COVER (ft²):	840	SCALE:	1/8" = 1'-0"



NON-DIVING POOL

USE OF DIVING EQUIPMENT
 IS PROHIBITED

ALL ASPECTS OF THIS DRAWING COMPLIES
 WITH ANSI/APSP/ICC-5 2011 AND 2015 ISPSC

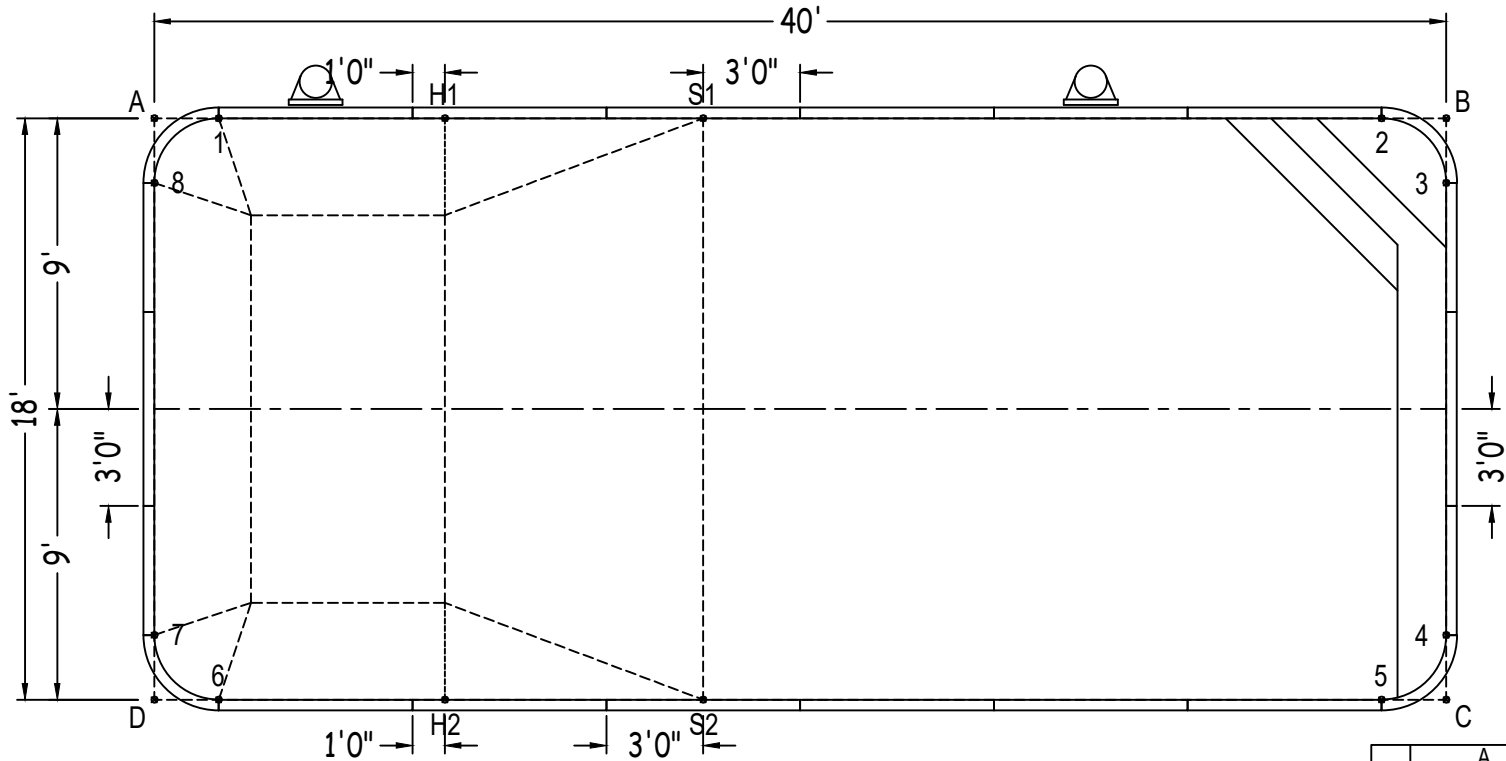
CUSTOMER: PENGUIN POOL

JOB NAME: PENGUIN POOL

RECTANGLE

Diagonals	1 to 2	36'-0"	2 to 3	2'-10"	3 to 5	16'-1 1/2"	4 to 8	42'-4 1/2"
S1toS2	1 to 3	38'- 3/4"	2 to 4	16'-1 1/2"	3 to 6	41'-2 3/4"	5 to 6	36'-0"
H1toH2	1 to 4	41'-2 3/4"	2 to 5	18'-0"	3 to 7	42'-4 1/2"	5 to 7	38'- 3/4"
S1toH1	1 to 5	40'-3"	2 to 6	40'-3"	3 to 8	40'-0"	5 to 8	41'-2 3/4"
S2toH2	1 to 6	18'-0"	2 to 7	41'-2 3/4"	4 to 5	2'-10"	6 to 7	2'-10"
S1toH2	1 to 7	16'-1 1/2"	2 to 8	38'- 3/4"	4 to 6	38'- 3/4"	6 to 8	16'-1 1/2"
H1toS2	1 to 8	2'-10"	3 to 4	14'-0"	4 to 7	40'-0"	7 to 8	14'-0"

		Base
Part number	Description	QTY
GPG-ST0720000X	6'	12
GPG-ST0720000*	6' SKIMMER	2
GPG-ST0480000X	4'	4
GPG-CN0380240X	2'Rx3'2"	4
Brace	Brace	36
PPC-HWNFP03-25	QUICK LOCK FASTENER PKG (25)	9
PPC-HW101	HDR PKG N/B (35) 3/8"x16x1" ZP G2	2
IPC-STKPK25	REBAR STAKE 18" 25PC	3



	A	B	C	D
1	2'-0"	38'-0"	42'- 1/2"	18'-1 1/4"
2	38'-0"	2'-0"	18'-1 1/4"	42'- 1/2"
3	40'- 1/2"	2'-0"	16'-0"	43'-1"
4	43'-1"	16'-0"	2'-0"	40'- 1/2"
5	42'- 1/2"	18'-1 1/4"	2'-0"	38'-0"
6	18'-1 1/4"	42'- 1/2"	38'-0"	2'-0"
7	16'-0"	43'-1"	40'- 1/2"	2'-0"
8	2'-0"	40'- 1/2"	43'-1"	16'-0"
S2	24'-9"	29'-2 1/2"	23'-0"	17'-0"
S1	17'-0"	23'-0"	29'-2 1/2"	24'-9"
H2	20'-1 1/2"	35'-10 1/4"	31'-0"	9'-0"
H1	9'-0"	31'-0"	35'-10 1/4"	20'-1 1/2"
A	-	40'-0"	43'-10 1/4"	18'-0"

RECTANGLE 2FT RAD 18-0 X 40-0

DWG #: 2022-PPL-04818

DATE: 2/1/2022

SHEET: 2 OF 2