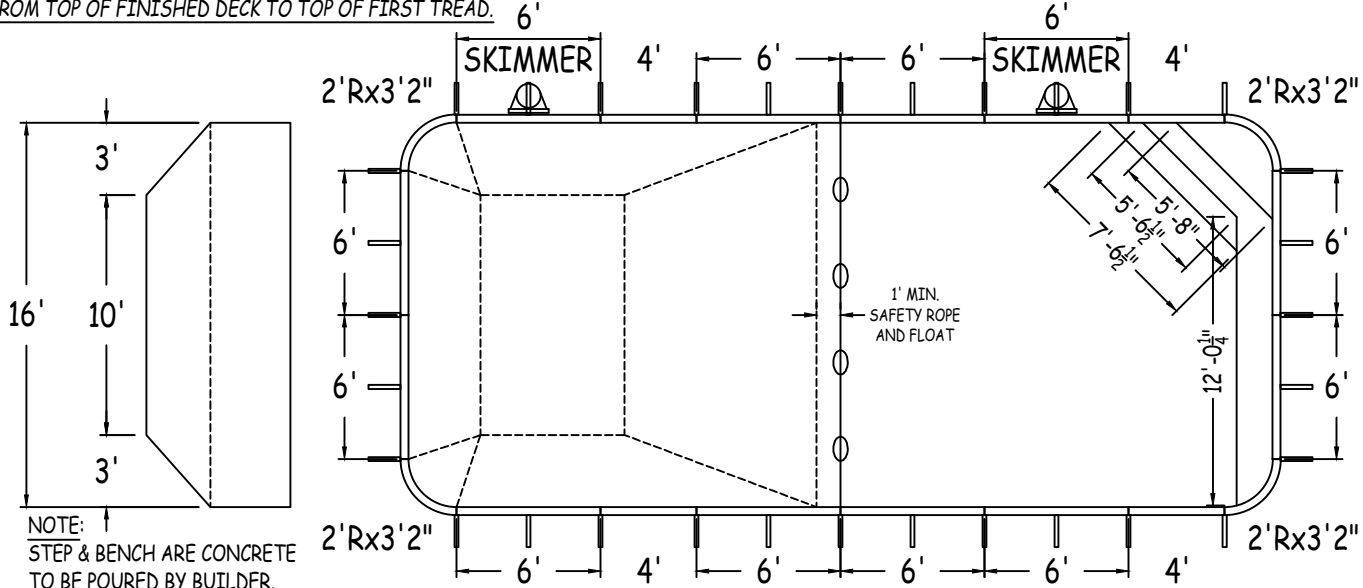


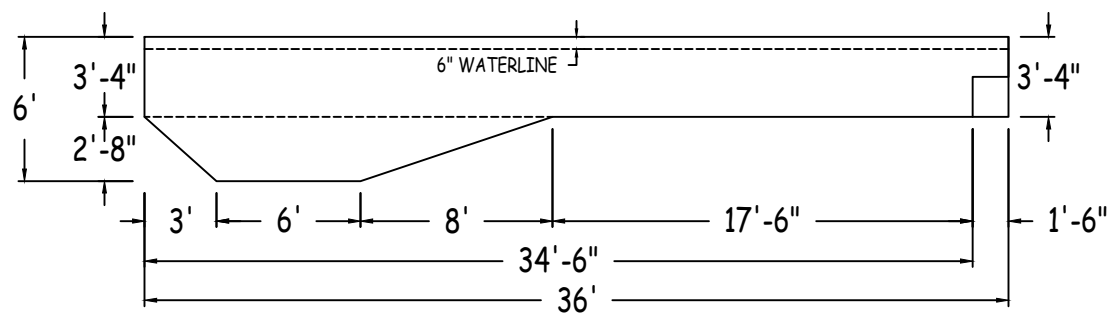
IN ACCORDANCE WITH ANSI/APSP/ICC-5 2011, THE INSTALLER IS RESPONSIBLE FOR PLACING ONE SKIMMER FOR EVERY 800 SQUARE FEET OF SURFACE AREA AND ONE RETURN FOR EVERY 300 SQUARE FEET OF SURFACE AREA.

STEP RISERS MUST NOT EXCEED A MAXIMUM HEIGHT OF 12".
 THE TOP RISER MUST NOT EXCEED A MAXIMUM HEIGHT OF 12"
 FROM TOP OF FINISHED DECK TO TOP OF FIRST TREAD.



STEP DETAIL
 R1=10" T1=24"
 R2=10" T2=12"
 R3=10" T3=12"
 R4=10"

BENCH DETAIL
 R1=20" T1=18"
 R2=20"



GRAPHX POOL SYSTEMS	RECTANGLE 2FT RAD 16-0 x 36-0			
	42" FIXED POLYMER PANELS	PERIMETER: 100'-7"	VOLUME (US Gal): 15900	
	DWG#: 2022-PPL-04821	SURFACE (ft²): 573	VOLUME (Liters): 60200	
	KIT#: CUSTOMKIT	LINER (ft²): 552	DATE: 2/1/2022	DSR:
	COVER (ft²): 684	SCALE: 1/8" = 1'-0"		

ALWAYS ENTER POOL

NON-DIVING POOL

USE OF DIVING EQUIPMENT IS PROHIBITED

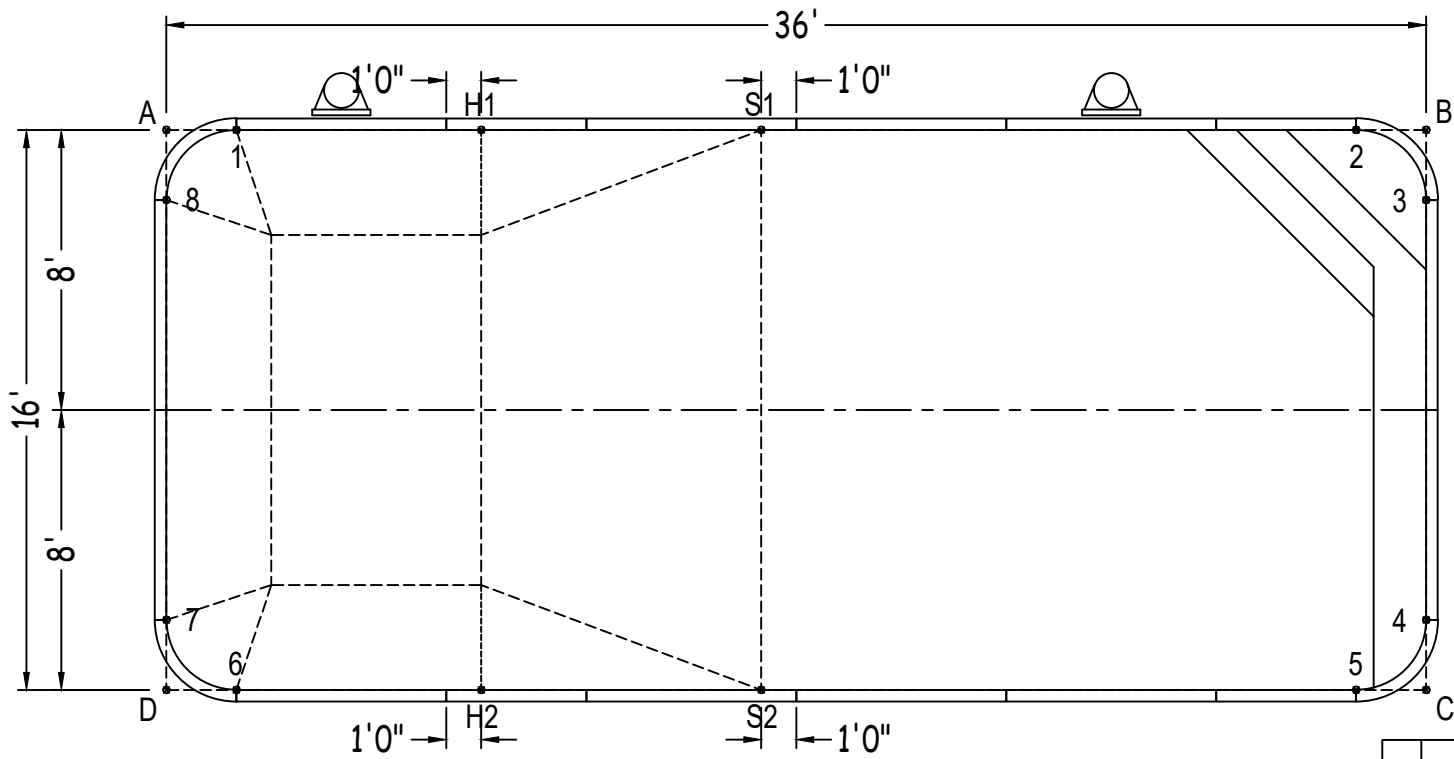
ALL ASPECTS OF THIS DRAWING COMPLIES WITH ANSI/APSP/ICC-5 2011 AND 2015 ISPSC

CUSTOMER: PENGUIN POOL
 JOB NAME: PENGUIN POOL

RECTANGLE

Diagonals	1 to 2	32'-0"	2 to 3	2'-10"	3 to 5	14'-1 3/4"	4 to 8	37'-11 1/4"
S1 to S2	1 to 3	34'- 3/4"	2 to 4	14'-1 3/4"	3 to 6	36'-9 1/4"	5 to 6	32'-0"
H1 to H2	1 to 4	36'-9 1/4"	2 to 5	16'-0"	3 to 7	37'-11 1/4"	5 to 7	34'- 3/4"
S1 to H1	1 to 5	35'-9 1/4"	2 to 6	35'-9 1/4"	3 to 8	36'-0"	5 to 8	36'-9 1/4"
S2 to H2	1 to 6	16'-0"	2 to 7	36'-9 1/4"	4 to 5	2'-10"	6 to 7	2'-10"
S1 to H2	1 to 7	14'-1 3/4"	2 to 8	34'- 3/4"	4 to 6	34'- 3/4"	6 to 8	14'-1 3/4"
H1 to S2	1 to 8	2'-10"	3 to 4	12'-0"	4 to 7	36'-0"	7 to 8	12'-0"

		Base
Part number	Description	QTY
GPG-ST0720000X	6'	10
GPG-ST0720000*	6' SKIMMER	2
GPG-ST0480000X	4'	4
GPG-CN0380240X	2'Rx3'2"	4
Brace	Brace	32
PPC-HWNFP03-25	QUICK LOCK FASTENER PKG (25)	8
PPC-HW101	HDR PKG N/B (35) 3/8"x16x1" ZP G2	1
IPC-STKPK25	REBAR STAKE 18" 25PC	3



	A	B	C	D
1	2'-0"	34'-0"	37'-7"	16'-1 1/2"
2	34'-0"	2'-0"	16'-1 1/2"	37'-7"
3	36'- 3/4"	2'-0"	14'-0"	38'-7 1/2"
4	38'-7 1/2"	14'-0"	2'-0"	36'- 3/4"
5	37'-7"	16'-1 1/2"	2'-0"	34'-0"
6	16'-1 1/2"	37'-7"	34'-0"	2'-0"
7	14'-0"	38'-7 1/2"	36'- 3/4"	2'-0"
8	2'-0"	36'- 3/4"	38'-7 1/2"	14'-0"
S2	23'-4 1/4"	24'-10"	19'-0"	17'-0"
S1	17'-0"	19'-0"	24'-10"	23'-4 1/4"
H2	18'-4 1/4"	31'-4 1/2"	27'-0"	9'-0"
H1	9'-0"	27'-0"	31'-4 1/2"	18'-4 1/4"
A	-	36'-0"	39'-4 3/4"	16'-0"

RECTANGLE 2FT RAD 16-0 X 36-0

DWG #: 2022-PPL-04821

DATE: 2/1/2022

SHEET: 2 OF 2